

球阀

Ball Valve



球阀

Ball Valve

应用：

球阀被广泛的应用在食品，酒类，饮料，制药等工业领域。它可以调节管道中介质流量和切断。

Application:

Ball valve is widely used in food, alcohol, beverage, pharmaceutical and other industrial fields. It can regulate the flow of the medium and cut off in the pipeline.



工作原理：

工人可 90 度操作阀杆并带动内部球体作旋转运动，从而在管路中做切断、分配和改变介质的流量。

Operation Principle:

Worker can operate the stem by 90 degrees and rotate the inner sphere, thus to do cutting, distributing and changing the flux of the medium in the pipeline.

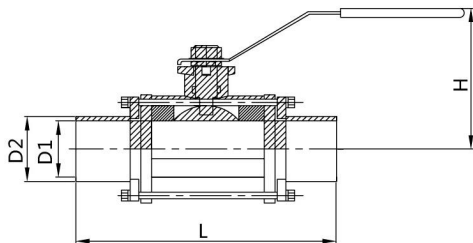


技术参数

Technical Details

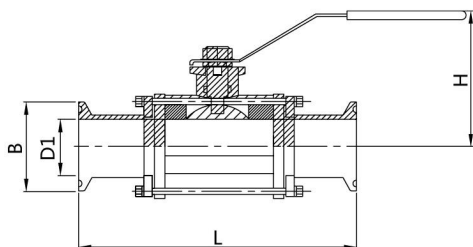
金属材质 Material	阀体，球芯 Valve body, Ball	304L / 316L (1.4301 / 1.4404) 304L / 316L (1.4301 / 1.4404)	可提供材质检测报告单 Material inspection report is available
密封材质 Sealing material	聚四氟乙烯 (PTFE)		
压力 Pressure	工作压力 Working pressure	0~16bar	
温度 Temperature	工作温度 Working temperature	PTFE:(-20°C ~ +130°C)	
	灭菌温度 Sterilization temperature	150°C (MAX 20min)	
连接方式 Connection	焊接口标准 Weld standard	DIN 11850 / SMS / 3A / ISO	
	连接方式：焊接、卡箍、螺纹、法兰 Connection : welding, clamp, thread, flange		

焊接式球阀 Ball Valve Weld End



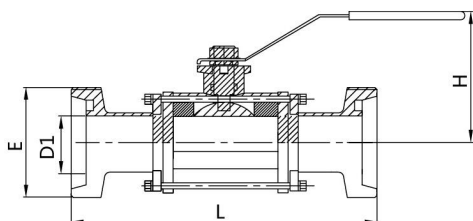
SIZE	D1	D2	L	H
DN15	16	19	68	59
DN20	20	23	79.5	62.5
DN25	26	29	89.5	84
DN32	32	35	103	84
DN40	38	41	112	87
DN50	50	53	146.5	115
DN65	66	70	162.5	119
DN80	81	85	204	138
DN100	100	104	245.5	185

卡箍式球阀 Ball Valve Clamp End



SIZE	D1	B	L	H
DN15	16	34	111	59
DN20	20	34	122.5	62.5
DN25	26	50.5	132.5	84
DN32	32	50.5	146	84
DN40	38	50.5	155	87
DN50	50	64	189.5	115
DN65	66	91	205.5	119
DN80	81	106	247	138
DN100	100	119	288.5	185

螺纹式球阀 Ball Valve Thread End



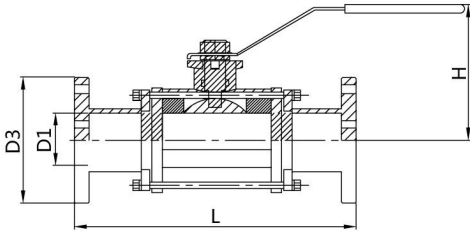
SIZE	D1	E	L	H
DN15	16	Rd34×1/8"	110	59
DN20	20	Rd44×1/8"	117.5	62.5
DN25	26	Rd52×1/6"	133.5	84
DN32	32	Rd58×1/6"	147	84
DN40	38	Rd65×1/6"	156	87
DN50	50	Rd78×1/6"	192.5	115
DN65	66	Rd95×1/6"	212.5	119
DN80	81	Rd110×1/4"	256	138
DN100	100	Rd130×1/4"	305.5	185

本 DIN 尺寸数据仅为 DIN 其中一个系列。请参考图册尾页了解更多 DIN 系列数据。
This DIN dimension is only one of DIN series. Please check more DIN series information on the final pages of this book.

球阀 Ball Valve

DIN

法兰式球阀 Ball Valve Flange End

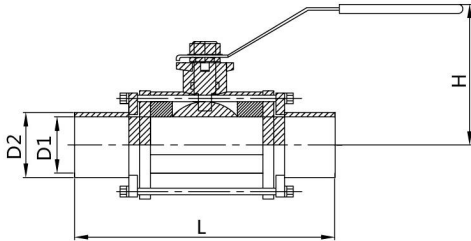


SIZE	D1	D3	L	H
DN15	16	80	116	59
DN20	20	80	127.5	62.5
DN25	26	80	137.5	84
DN32	32	85	151	84
DN40	38	90	160	87
DN50	50	110	194.5	115
DN65	66	127	210.5	119
DN80	81	142	252	138
DN100	100	162	293.5	185

本 DIN 尺寸数据仅为 DIN 其中一个系列。请参考图册尾页了解更多 DIN 系列数据。

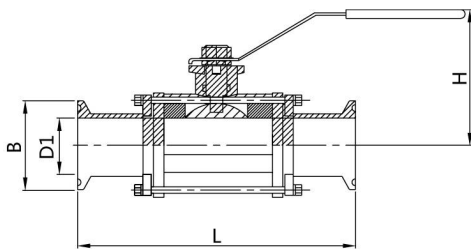
This DIN dimension is only one of DIN series. Please check more DIN series information on the final pages of this book.

焊接式球阀
Ball Valve Weld End



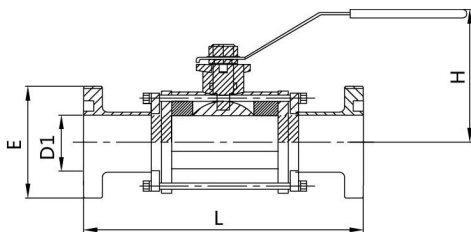
SIZE	D1	D2	L	H
1"	22.1	25.4	79.5	62.5
1.25"	28.45	31.75	89.5	84
1.5"	34.8	38.1	103	87
2"	47.5	50.8	146.5	115
2.5"	60.2	63.5	162.5	119
3"	72.9	76.2	162.5	119
4"	97.4	101.6	245.5	185

卡箍式球阀
Ball Valve Clamp End



SIZE	D1	B	L	H
1"	22.1	50.5	122.5	62.5
1.25"	28.45	50.5	132.5	84
1.5"	34.8	50.5	146	87
2"	47.5	64	189.5	115
2.5"	60.2	77.5	205.5	119
3"	72.9	91	205.5	119
4"	97.4	119	288.5	185

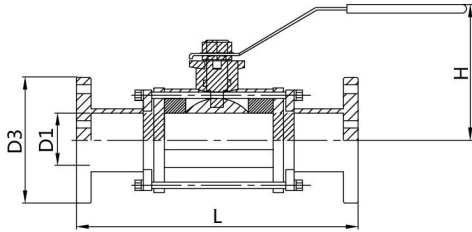
螺纹式球阀
Ball Valve Thread End



SIZE	D1	E	L	H
1"	22.1	Rd40×1/6"	117.5	62.5
1.25"	28.45	Rd48×1/6"	127.5	84
1.5"	34.8	Rd60×1/6"	143	87
2"	47.5	Rd70×1/6"	186.5	115
2.5"	60.2	Rd85×1/6"	206.5	119
3"	72.9	Rd98×1/6"	210.5	119
4"	97.4	Rd132×1/6"	305.5	185

球阀 Ball Valve

INCH



法兰式球阀
Ball Valve Flange End

SIZE	D1	D3	L	H
1"	22.1	80	127.5	62.5
1.25"	28.45	80	137.5	84
1.5"	34.8	85	151	87
2"	47.5	100	195.5	115
2.5"	60.2	117	210.5	119
3"	72.9	127	210.5	119
4"	97.4	162	293.5	185